

- Contents
- Overview
- Accessing Iconnect Data
- Logging In
- Iconnectdata Main Menu
  - Iconnect Functions
  - SVS Reports
- SVS Settlement Reports

## • Overview

- Welcome to the **iConnectData Users Guide**, a short manual on how to navigate and use the SVS components of Comdata's iConnectData web portal.
  - Through iConnect, you can access:
    - The SVS documentation library
      - SVS client reports
  - Online help and tutorials for SVS software

# **iConnectData Users Guide**

## Accessing iConnectData Logging In

In your web browser address field, type [www.iconnectdata.com](http://www.iconnectdata.com) and press <Enter> (or click the Go button) to display the login screen.



Figure 1: iConnect Data Login Screen

Type your **Username** and **Password**, then click the **Login** button (or press <Enter>) to access iConnectData and display the **Main Menu**.

## From the main menu you can access:

- **SVS Reports** - the Comdata-SVS Reports function.
- **SVS Documentation** - The selection screen for the SVS Documentation library

# Search

The search functionality allows you to search reports based on report type, date and report name as well as client code and division, when applicable. You can access up to 14 months worth of report history using the date ranges in the drop down boxes.

REPORT TYPE  
ANY REPORT TYPE

CLIENT CODE  
CC

DIVISION  
000020

START DATE <sup>1</sup>  
Dec 05, 2007 - Wed

END DATE  
Dec 05, 2007 - Wed

REPORT NAME <sup>2</sup>  
None Matching Current Criteria

GET REPORTS

Reports are available for the past 14 months of activity

To search for reports:

- In Report Type, select one of the following:
  - Any Report Type. Returns a list of all reports that match your search criteria.
  - Gift Card Reports. Returns a list of gift card reports that match your search criteria.
  - Data Reports. Returns a list of data reports that match your search criteria.
- If applicable, select the appropriate client code.
- If applicable, select a Division.
- In Start Date, select the date of the report or reports that you want to view. Reports are available for the last fourteen months.
- When a date is entered in the Start Date field, the End Date field automatically populates to match the start date. To review reports for more than one day, click the arrow and dates display for up to 45 days after the start date.
- In Report Name, reports that match your search criteria are listed. From the drop-down list, select one of the following:
  - To retrieve a specific report type, select a report name.
  - To retrieve a list of all reports that match the search criteria, select All Reports.
  - “None Matching Current Criteria” displays when no reports match the criteria you entered,
- Click **Get Reports**. A list of reports that matches your search criteria displays as well as summary information of the search criteria.

## View

You can use the view features to open and view the reports in the list. The view options that appear depend on the report type retrieved in the list.

Thursday, November 1, 2007 - Wednesday, December 5, 2007  
ALL AVAILABLE REPORTS  
Client Code: C C  
Division: 001011

Sort By  Then

<< >>

	Date	Report	Division
 	11/12/2007	Store Transaction Summary	001011
 	11/12/2007	Usage-Activation File	001011
 	11/13/2007	Store Transaction Summary	001011
 	11/13/2007	Usage-Activation File	001011

To view a report:

Click the browser icon to open and view the report in a separate window of your browser.



Click the Download PDF icon open or save the report as a PDF file. You must have Adobe Reader installed on your computer to view the report in this format.



Click the Download spreadsheet icon to open or save the report as a comma delimited (CSV) file.



A status bar displays below the list of reports and includes information about the number of reports displayed on each page and the total number of reports found.

The system will retrieve up to 500 reports. If your search criteria finds more than 500 reports, you should refine your search criteria and search again.






---

Records 1 - 10

32 Reports Found

---

If more than one page of reports is retrieved, use the navigation controls to scroll through the list of reports.

	Click the First Page icon to return to the first page of the list.
	Click the Previous page icon to view the previous page in the list.
	To move to another page, type a page number in the Page box and click <b>Go</b> .
	Click the Next Page icon to view the next page of the list.
	Click the Last Page icon to view the last page in the list.



## Sort

You can use the sort features to sort the reports in the list and arrange the order of the columns. The sort options that appear, and if they appear, depend on the report type retrieved in the list.



The image shows a user interface for sorting reports. It features a horizontal bar with a light blue background. On the left, the text "Sort By" is followed by a dropdown menu currently displaying "Date - Asc". To the right of this is the text "Then" followed by another dropdown menu displaying "Report - Asc". Further to the right is a dark blue button with the word "SORT" in white capital letters. The entire interface is framed by thin horizontal lines above and below.

To sort the list of reports:

- In the Sort By box, select a column heading, such as Date or Report, and a sort order. Choose Desc for descending order or Asc for ascending order.

The column heading you select in this box will display as the first column in the list of reports.

- If additional sort boxes display, repeat step 1 for each box. The columns in the list of reports will display in the order you select in the sort boxes.

- Click **Sort**. The reports are sorted and the columns are arranged in the order you selected.

## Reports At-A-Glance

What follows is a table listing all that is available in the SVS Reports Package, organized by the report type.

Number	Name	Function / Description
<b>General Ledger/Transaction Summary Report</b>		
RPT580A	General Ledger Summary - One rpt per bin range	Reports the daily starting balance, transaction summary, and ending balance for a bin range. The dollar amount of credits display first, then the dollar amount of the debits.
RPT580AM	Monthly General Ledger Summary - one rpt per bin range	Reports the previous month starting balance, summary of the transactions performed and the ending balance for a bin range.
RPT590A	Store and Transaction Summary - Separate BINS	Summarizes transactions for each store, but displays the data in separate bins. Also available in version for combined bins and a summary with average.
<b>Valuation and Devaluation Reports</b>		
SVSVDPF	Valuation/Devaluation Failed Transaction	Details only all failed valuation or devaluations
SVSVDPN	Valuation/Devaluation Summary of Transactions	Details all successful and failed valuation and devaluations
<b>Fraud Protection Reports</b>		
LPT700D	Manual Transactions	Details all manual transactions.
LPT700L	Manual OSI/IVR Transactions	OSI and IVR transactions
LPT700P	Cards Credited/Debited More Than X Times A Day by Card	Details transactions for cards that are credited or debited more than a predetermined number of times in one day.

## General Ledger/Transaction Summary Report

The Daily General Ledger (G/L) report states the beginning ledger balance, calculates the business day transactions, and then reports the ending ledger balance for the BIN range. All gift card transactions that were performed appear on the G/L Report. At the beginning of each month, SVS clients also receive a monthly G/L report. The monthly G/L Report is based on the previous month's transactions. This report states the ledger balance at the beginning of the month, summarizes the transactions performed during that month, and then reports the ending ledger balance for the BIN range.

Report	Title	Group	Description
RPT580A	General Ledger Summary	One report per BIN range	Reports the daily starting balance, transaction summary, and ending balance for a BIN range. The dollar amount of credits displays first, followed by the dollar amount of debits.
RPT580AM	Monthly General Ledger Summary	One report per BIN range	Reports the previous month's starting balance, summary of the transactions performed, and the ending balance for a BIN range.
RPT590A	Store and Transaction Summary – Separate BINs	BIN, Merchant, Division, Store	Summarizes the transactions for each store, but displays the data in separate BINs. Also available in versions for combined BINs and a summary with averages.

To ensure that we have all of the business day transactions for all time zones, we use the Point-of-Sale (POS) transaction date and timestamp, and run the RPT580 reports for transactions that occurred two days prior to the run date. For example, if a POS transaction occurred on Monday, July 5, it will appear on the reports on Wednesday, July 7.

**Note:** The terms “BIN range” and “client codes” are interchangeable. A client code is assigned to each BIN range by SVS. The client code is displayed in the following report samples.

Description: **Reports the daily starting balance, transaction summary, and ending balance for a BIN range. The dollar amount of credits displays first, followed by the dollar amount of debits.**

Grouped: N/A

Frequency: **Daily (for data two days previous) or Monthly.**

**Note: Also available in a Divisional breakdown (RPT580G)**

STORED VALUE SYSTEMS

CLIENT: CLIENT - PRE-PAID

REPORT TITLE: GENERAL LEDGER SUMMARY

REPORT ID: RPT580A

REPORT PERIOD: 04/19/2004 TO 04/19/2004

TIME PRINTED: 04/21/2004 02:14

**BEGINNING BALANCE** AS OF 04/19/2004 8,273,093.69

TRANSACTION TYPES	ITEMS	DOLLARS	
5 - CANCEL	603	16,376.92	
7 - ISSUE/RELOAD	6,395	304,823.39	
23 - Merch. Return	11,187	408,891.33	
34 - Keyed Issue Gift Card	54	1,907.83	
35 - Keyed Merchandise Retur	219	6,967.71	
71 - Issue Virtual Giftcard	12	435.00	
<b>TOTAL CREDITS</b>	<b>18,470</b>	<b>739,402.18</b>	<b>739,402.18</b>
4 - TENDER/REDEEM	36,383	962,986.46	
5 - CANCEL	454	29,259.73	
33 - Keyed Tender/Redeem	1,575	39,956.20	
53 - IVR Tender/Redeem	15	652.62	
73 - PIN Verified Tener Redeem	47	2,575.32	
<b>TOTAL DEBITS</b>	<b>38,475</b>	<b>1,035,430.33</b>	<b>1,035,430.33</b>

**ENDING BALANCE** AS OF 04/19/2004 7,977,065.54

1 - BAL INQUIRY	3,598		
36 - Keyed Balance Inquiry	107		
56 - IVR Balance Inq.	1,529		
76 - PIN Verified Balance Inq	83		
<b>TOTAL NON-FINANCIAL</b>	<b>5,317</b>		

Item	Description
BEGINNING BALANCE	Displays the client's beginning balance as of the date two days prior to the date and time the report is actually printed.
TRANSACTION TYPES/ITEMS/DOLLARS	<p>Column heads for the information the report displays for both debits and credits. Note: To save space, only a few transaction types are displayed in the report sample provided. Please refer to the SVS transaction code listing for more details.</p> <p><b>Transaction Types</b> – Indicates the types of transactions reported.</p> <p><b>Items</b> – Shows the number of items processed for each transaction type.</p> <p><b>Amount</b> – Displays the dollar amount for each item of the transaction type.</p>
TOTAL CREDITS	Adds value to a gift card (GC). Displays the total number of credit items processed and the dollar amount.
TOTAL DEBITS	Removes value from a GC. Displays the total number of debit items processed and the dollar amount.
ENDING BALANCE	Shows the client's ending balance as of two days prior to when the report was printed.
TOTAL NON-FINANCIAL	Provides a total of non-financial data, such as the various kinds of balance inquiries.

# Card Usage Reports

This group of reports is available for you to analyze how the gift cards are being used (card issuance, balance inquiry, Internet purchases vs. store purchases, and more). You can also view monthly redemption transactions, recharges, and card valuation and residual amounts. RPT590 – Store and Transaction Summary

**Description:** Summarizes transactions for each store, and division.

**Grouped:** Refer to the table at the beginning of this section.

**Frequency:** Daily, Monthly

**Note :** This report can also be accessed as a .csv file by selecting the “data reports” from the main report page.

RPT590A CLIENT\CDL02 prd1		STORED VALUE SYSTEMS			Page 1	
Client					Job: 2237	
Thu 01:15:34		STORE AND TRANSACTION SUMMARY for 08/24/2004 thru 08/24/2004			Aug 26 2004	
BIN RANGE: 6006496627110000000 - 6006496627999899999						
MERCHANT	DIVISION	STORE NUM.	TRANSACTIONS	COUNT	TOTAL AMOUNT	AVG PER TRAN
061286	0	0000000434	01 - Balance Inquiry	N 7		
			04 - Tender/Redeem	D 4	<60.00>	15.00
			07 - Issue Gift Card	C 2	40.00	20.00
			13 - Reload/Recharge	C 2	20.00	10.00
				15	.00	
* DIVISION	0		TRANSACTIONS	COUNT	TOTAL AMOUNT	AVG PER TRAN
			01 - Balance Inquiry	N 7		
			04 - Tender/Redeem	D 4	<60.00>	<15.00>
			07 - Issue Gift Card	C 2	40.00	20.00
			13 - Reload/Recharge	C 2	20.00	10.00
			DEBITS	4	<60.00>	
			CREDITS	4	60.00	
			NON-FINANCIAL	7		
			TOTALS & NET	15	.00	
** MERCHANT	66630		TRANSACTIONS	COUNT	TOTAL AMOUNT	AVG PER TRAN
			01 - Balance Inquiry	N 7		
			04 - Tender/Redeem	D 4	<60.00>	<15.00>
			07 - Issue Gift Card	C 2	40.00	20.00
			13 - Reload/Recharge	C 2	20.00	10.00
			DEBITS	4	<60.00>	
			CREDITS	4	60.00	
			NON-FINANCIAL	7		
			TOTALS & NET	15	.00	

N = Non-financial transaction  
 D = Debit transaction  
 C = Credit Transaction

<b>Item</b>	<b>Description</b>
MERCHANT	Indicates the merchant number assigned to the client by SVS.
DIVISION	Shows the store division to which the store belongs.
STORE NUM.	Shows the store number.
TRANSACTIONS	Shows SVS transaction codes. Refer to the client description for details.
N/D/C	Indicates whether the transaction is a non-financial (N), debit (D), or credit (C).
COUNT	Shows the number of each kind of transaction.
TOTAL AMOUNT	Shows the total dollar amount of the transactions.
AVG PER TRAN	Shows the average dollar amount per transaction type.
AVG CNT/STORE	Shows the average number of transaction types performed at all stores combined (the total count is divided by the number of stores).
AVG AMT/STORE	Shows the average dollar amount per transaction, per store.
TOTALS & NET	Displays the number of debits, credits, and non-financial transactions, and the net amount.

# **FUNDS MANAGER REPORTS**





## Reports/CSV files

Reports in Funds Manager can be generated as .txt files as well as .csv files.

### *Reports at a Glance*

This table is a quick-list of the Funds Manager reports.

Report Number	Report Title	Description
SMGR171E	Inter-Divisional Recap	Division level settlement detail. Reports to each division, summarizing that division's settlement with other divisions.
SMGR191E	Payment Recap	Division level payment recap. Reports to each division listing the division's total receivable (or payable) for each day, with the grand total representing the division's period-to-date ACH settlement.
SMGR201E	Total ACH	Reports to each division, showing a net ACH period-to-date total for each day's settlement, processing fee, and card/carrier fee.
SMGR267E	Inter-Store Recap	Store-Level Settlement Detail. Reports to each division, reconciling redemption totals to the daily receivable or payable.
SMGR268E	Processing Fees	Reports to each division, showing processing fees by store with division totals.
SMGR269E	CIMS Card Shipment	Reports to each division, showing card/carrier fees by store with division totals.

## SMGR171E - Inter-Divisional Recap -REPORT

SMGR171E_CLIENT_CDLO1P7					Page 1
CLIENT (Distr)					Job 02172726
Thu 04:25:04					Jul 05 2007
STORED VALUE SYSTEMS INTER-DIVISIONAL RECAP					
Period to date for 07/01/2007 to 07/04/2007					
Merchant: 123456					
Division: 000000					
Activity Merchant	Activity Division	Receivable From	Payable To	Net Amount	
123456	000010	(\$ 770.95)	(\$ 770.95)	(\$ 770.95)	
123456	000040	(\$ 10.00)	(\$ 10.00)	(\$ 10.00)	
Total for Division 000000:		\$ 0.00	(\$ 780.95)	(\$ 780.95)	
SMGR171E_CLIENT_CDLO1P7					Page 1
CLIENT (Distr)					Job 02172726
Thu 04:25:03					Jul 05 2007
STORED VALUE SYSTEMS INTER-DIVISIONAL RECAP					
Period to date for 07/01/2007 to 07/04/2007					
Merchant: 123456					
Division: 000010					
Activity Merchant	Activity Division	Receivable From	Payable To	Net Amount	
123456	000000	\$ 770.95	(\$ 43.04)	\$ 770.95	
123456	000030	(\$ 370.43)	(\$ 43.04)	(\$ 43.04)	
123456	000040	(\$ 98.77)	(\$ 202.36)	\$ 168.07	
123456	000050	(\$ 137.47)	(\$ 38.70)	(\$ 38.70)	
Total for Division 000010:		\$ 1240.15	(\$ 382.87)	\$ 857.28	
SMGR171E_CLIENT_CDLO1P7					Page 1
CLIENT (Distr)					Job 02172726
Thu 04:25:03					Jul 05 2007
STORED VALUE SYSTEMS INTER-DIVISIONAL RECAP					
Period to date for 07/01/2007 to 07/04/2007					
Merchant: 123456					
Division: 000030					
Activity Merchant	Activity Division	Receivable From	Payable To	Net Amount	
123456	000010	\$ 43.04		\$ 43.04	
Total for Division 000030:		\$ 43.04	\$ 0.00	\$ 43.04	

## SMGR171E - Inter-Divisional Recap - CSV File

ISSUING MERCHANT	0	ACTIVITY MERCHANT	ACTIVITY DIVISION	RECEIVABLE FROM	PAYABLE TO	NET PAYMENT
123456	0	123456	10	\$0.00	(\$770.95)	(\$770.95)
123456	0	123456	40	\$0.00	(\$10.00)	(\$10.00)
ISSUING MERCHANT	10	ACTIVITY MERCHANT	ACTIVITY DIVISION	RECEIVABLE FROM	PAYABLE TO	NET PAYMENT
123456	10	123456	0	\$770.95	\$0.00	\$770.95
123456	10	123456	30	\$0.00	(\$43.04)	(\$43.04)
123456	10	123456	40	\$370.43	(\$202.36)	\$168.07
123456	10	123456	50	\$98.77	(\$137.47)	(\$38.70)
ISSUING MERCHANT	30	ACTIVITY MERCHANT	ACTIVITY DIVISION	RECEIVABLE FROM	PAYABLE TO	NET PAYMENT
123456	30	123456	10	\$43.04	\$0.00	\$43.04
ISSUING MERCHANT	40	ACTIVITY MERCHANT	ACTIVITY DIVISION	RECEIVABLE FROM	PAYABLE TO	NET PAYMENT
123456	40	123456	0	\$10.00	\$0.00	\$10.00
123456	40	123456	10	\$202.36	(\$370.43)	(\$168.07)
ISSUING MERCHANT	50	ACTIVITY MERCHANT	ACTIVITY DIVISION	RECEIVABLE FROM	PAYABLE TO	NET PAYMENT
123456	50	123456	10	\$137.47	(\$98.77)	\$38.70
ISSUING MERCHANT	99999	ACTIVITY MERCHANT	ACTIVITY DIVISION	RECEIVABLE FROM	PAYABLE TO	NET PAYMENT

## SMGR267E Inter-Store Recap - Report

SMGR267E CLIENT CDL01P7							Page 1	
CLIENT (Distr)							Job 02172726	
Thu 04:25:05							Jul 05 2007	
STORED VALUE SYSTEMS								
INTER-STORE RECAP								
Period to date for 07/01/2007 to 07/04/2007								
Merchant: 123456								
Division: 000000								
Store: 0000010005								
Merchant	Division	Store	Receivable From	Payable To			Net Amount	
123456	000010	0000010006		(\$ 28.85)	(\$		28.85)	
Totals for Store 0000010005:			\$ 0.00	(\$ 28.85)	(\$		28.85)	
=====								
SMGR267E CLIENT CDL01P7							Page 1	
CLIENT (Distr)							Job 02172726	
Thu 04:25:05							Jul 05 2007	
STORED VALUE SYSTEMS								
INTER-STORE RECAP								
Period to date for 07/01/2007 to 07/04/2007								
Merchant: 123456								
Division: 000000								
Store: 0000010019								
Merchant	Division	Store	Receivable From	Payable To			Net Amount	
123456	000010	0000010019		(\$ 9.42)	(\$		9.42)	
Totals for Store 0000010019:			\$ 0.00	(\$ 9.42)	(\$		9.42)	
=====								
SMGR267E CLIENT CDL01P7							Page 1	
CLIENT (Distr)							Job 02172726	
Thu 04:25:05							Jul 05 2007	
STORED VALUE SYSTEMS								
INTER-STORE RECAP								
Period to date for 07/01/2007 to 07/04/2007								
Merchant: 123456								
Division: 000000								
Store: 0000010024								
Merchant	Division	Store	Receivable From	Payable To			Net Amount	
123456	000010	0000010024		(\$ 30.92)	(\$		30.92)	
Totals for Store 0000010024:			\$ 0.00	(\$ 30.92)	(\$		30.92)	

## SMGR267E – Inter-Store Recap – CSV File

MERCHANT	10	STORE	MERCHANT	DIVISION	STORE	RECEIVABLE FROM	PAYABLE TO	NET PAYMENT
123456	10	10001	123456	10	8000	\$9.46	\$0.00	\$9.46
123456	10	10001	123456	10	10002	\$43.02	(\$100.96)	(\$57.94)
123456	10	10001	123456	10	10005	\$11.91	(\$77.22)	(\$65.31)
123456	10	10001	123456	10	10006	\$0.00	(\$10.00)	(\$10.00)
123456	10	10001	123456	10	10007	\$266.30	(\$197.34)	\$68.96
123456	10	10001	123456	10	10009	\$6.39	(\$38.08)	(\$31.69)
123456	10	10001	123456	10	10010	\$50.00	(\$35.42)	\$14.58
123456	10	10001	123456	10	10014	\$171.99	(\$47.02)	\$124.97
123456	10	10001	123456	10	10016	\$0.00	(\$14.59)	(\$14.59)
123456	10	10001	123456	10	10017	\$0.00	(\$21.42)	(\$21.42)
123456	10	10001	123456	10	10020	\$14.68	\$0.00	\$14.68
123456	10	10001	123456	10	10022	\$96.80	(\$31.08)	\$65.72
123456	10	10001	123456	10	10025	\$0.00	(\$18.63)	(\$18.63)
123456	10	10001	123456	10	10029	\$0.00	(\$7.09)	(\$7.09)
123456	10	10001	123456	10	10093	\$0.00	(\$15.13)	(\$15.13)
123456	10	10001	123456	10	10113	\$0.00	(\$10.43)	(\$10.43)
123456	10	10001	123456	10	10138	\$20.00	\$0.00	\$20.00
123456	10	10001	123456	10	10158	\$10.00	\$0.00	\$10.00
123456	10	10001	123456	10	10171	\$25.00	\$0.00	\$25.00
123456	10	10001	123456	10	10201	\$0.00	(\$66.13)	(\$66.13)
123456	10	10001	123456	10	10209	\$14.68	\$0.00	\$14.68
123456	10	10001	123456	10	10212	\$173.49	(\$118.80)	\$54.69
123456	10	10001	123456	10	10213	\$23.55	(\$25.00)	(\$1.45)

## SMGR191E - Payment Recap - Report

SMGR191E_CLIENT_CDLO1P7			STORED VALUE SYSTEMS	Page 1
CLIENT (Distr)			PAYMENT RECAP	Job 02172726
Thu 04:25:04			Period to date for 07/01/2007 to 07/04/2007	Jul 05 2007
-----				
Merchant:	123456			
Division:	000000			
-----				
	Activity		Net	
	Date		Amount	
	07/01/2007	(\$	412.73)	
	07/02/2007	(\$	130.52)	
	07/03/2007	(\$	117.22)	
	07/04/2007	(\$	120.48)	
Total as of start date and cycle date = (\$			780.95)	
-----				
SMGR191E_CLIENT_CDLO1P7			STORED VALUE SYSTEMS	Page 1
CLIENT (Distr)			PAYMENT RECAP	Job 02172726
Thu 04:25:03			Period to date for 07/01/2007 to 07/04/2007	Jul 05 2007
-----				
Merchant:	123456			
Division:	000010			
-----				
	Activity		Net	
	Date		Amount	
	07/01/2007	\$	381.26	
	07/02/2007	\$	119.67	
	07/03/2007	\$	146.80	
	07/04/2007	\$	209.55	
Total as of start date and cycle date = \$			857.28	
-----				
SMGR191E_CLIENT_CDLO1P7			STORED VALUE SYSTEMS	Page 1
CLIENT (Distr)			PAYMENT RECAP	Job 02172726
Thu 04:25:03			Period to date for 07/01/2007 to 07/04/2007	Jul 05 2007
-----				
Merchant:	123456			
Division:	000030			
-----				
	Activity		Net	
	Date		Amount	
	07/01/2007	\$	23.04	
	07/02/2007	\$	20.00	
Total as of start date and cycle date = \$			43.04	

## SMGR 191E - Payment Recap – CSV File

MERCHANT		0	ACTIVITY DATE	NET AMOUNT
123456		0	07/01/2007	(\$412.73)
123456		0	07/02/2007	(\$130.52)
123456		0	07/03/2007	(\$117.22)
123456		0	07/04/2007	(\$120.48)
MERCHANT		10	ACTIVITY DATE	NET AMOUNT
123456		10	07/01/2007	\$381.26
123456		10	07/02/2007	\$119.67
123456		10	07/03/2007	\$146.80
123456		10	07/04/2007	\$209.55
MERCHANT		30	ACTIVITY DATE	NET AMOUNT
123456		30	07/01/2007	\$23.04
123456		30	07/02/2007	\$20.00
MERCHANT		40	ACTIVITY DATE	NET AMOUNT
123456		40	07/01/2007	(\$90.58)
123456		40	07/02/2007	(\$22.61)
123456		40	07/03/2007	(\$6.63)
123456		40	07/04/2007	(\$38.25)
MERCHANT		50	ACTIVITY DATE	NET AMOUNT
123456		50	07/01/2007	\$99.01
123456		50	07/02/2007	\$13.46
123456		50	07/03/2007	(\$22.95)
123456		50	07/04/2007	(\$50.82)
MERCHANT		99999	ACTIVITY DATE	NET AMOUNT

# SMGR268E – Processing Fee Report - Report

SMGR268E_CLIENT_CDLO1P7									
STORER VALUE SYSTEMS					Page 1				
CLIENT (Distr)					PROCESSING FEES REPORT				
Thu 04:25:26					Billing to date for 07/01/2007 to 07/04/2007				
Merchant: 123456					Job 01697462				
Division: 000000					Jul 05 2007				
STORE NUMBER	ACTIVITY DATE	TRANSACTION TYPE	CREDIT DEBIT	SUCCESS FLAG	TRAN COUNT	RATE	FEE		
Totals for Division 000000:					0		\$	0.00	
SMGR268E_CLIENT_CDLO1P7									
STORER VALUE SYSTEMS					Page 1				
CLIENT (Distr)					PROCESSING FEES REPORT				
Thu 04:25:26					Billing to date for 07/01/2007 to 07/04/2007				
Merchant: 123456					Job 01697462				
Division: 000010					Jul 05 2007				
STORE NUMBER	ACTIVITY DATE	TRANSACTION TYPE	CREDIT DEBIT	SUCCESS FLAG	TRAN COUNT	RATE	FEE		
Totals for Division 000010:					0		\$	0.00	
SMGR268E_CLIENT_CDLO1P7									
STORER VALUE SYSTEMS					Page 1				
CLIENT (Distr)					PROCESSING FEES REPORT				
Thu 04:25:26					Billing to date for 07/01/2007 to 07/04/2007				
Merchant: 123456					Job 01697462				
Division: 000030					Jul 05 2007				
STORE NUMBER	ACTIVITY DATE	TRANSACTION TYPE	CREDIT DEBIT	SUCCESS FLAG	TRAN COUNT	RATE	FEE		
Totals for Division 000030:					0		\$	0.00	
SMGR268E_CLIENT_CDLO1P7									
STORER VALUE SYSTEMS					Page 1				
CLIENT (Distr)					PROCESSING FEES REPORT				
Thu 04:25:26					Billing to date for 07/01/2007 to 07/04/2007				
Merchant: 123456					Job 01697462				
Division: 000040					Jul 05 2007				
STORE NUMBER	ACTIVITY DATE	TRANSACTION TYPE	CREDIT DEBIT	SUCCESS FLAG	TRAN COUNT	RATE	FEE		
Totals for Division 000040:					0		\$	0.00	



## SMGR268E – Processing Fee Report – CSV File

MERCHANT	10	STORE	ACTIVITY DATE	TRANS CODE	CR DB	SUCCESS	TRANS COUNT	RATE	FEE
123456	10	6	7/2/2007	4D		Y	2	0.14	\$0.28
123456	10	6	7/4/2007	7C		Y	1	0.14	\$0.14
123456	10	8	7/5/2007	4D		Y	1	0.14	\$0.14
123456	10	28	7/7/2007	1N		Y	1	0.14	\$0.14
123456	10	28	7/7/2007	7C		Y	1	0.14	\$0.14
123456	10	28	7/8/2007	1N		Y	1	0.14	\$0.14
123456	10	28	7/8/2007	7C		Y	2	0.14	\$0.28
123456	10	49	7/1/2007	4D		Y	1	0.14	\$0.14
123456	10	49	7/3/2007	4D		Y	1	0.14	\$0.14
123456	10	84	7/1/2007	4D		Y	6	0.14	\$0.84
123456	10	84	7/1/2007	7C		Y	1	0.14	\$0.14
123456	10	84	7/4/2007	4D		Y	3	0.14	\$0.42
123456	10	84	7/4/2007	7C		Y	1	0.14	\$0.14
123456	10	84	7/5/2007	4D		Y	1	0.14	\$0.14
123456	10	84	7/5/2007	7C		Y	1	0.14	\$0.14
123456	10	84	7/6/2007	4D		Y	3	0.14	\$0.42
123456	10	84	7/7/2007	4D		Y	14	0.14	\$1.96
123456	10	84	7/7/2007	7C		Y	11	0.14	\$1.54
123456	10	84	7/8/2007	4D		Y	5	0.14	\$0.70
123456	10	84	7/8/2007	5C		Y	1	0.14	\$0.14
123456	10	96	7/2/2007	4D		Y	1	0.14	\$0.14
123456	10	96	7/2/2007	7C		Y	1	0.14	\$0.14
123456	10	96	7/7/2007	4D		Y	2	0.14	\$0.28
123456	10	96	7/7/2007	7C		Y	1	0.14	\$0.14
123456	10	96	7/8/2007	4D		Y	1	0.14	\$0.14

## SMGR201E – Total ACH Report - Report

SMGR201E_BUFGC_20070705_053240_SUNP_0000.txt - Notepad									
File Edit Format View Help									
SMGR201E CLIENT CDL01P7 <span style="float: right;">STORED VALUE SYSTEMS</span> <span style="float: right;">Page 1</span> CLIENT (Distr) <span style="float: right;">TOTAL ACH REPORT</span> <span style="float: right;">Job 01697462</span> Thu 04:25:26 <span style="float: right;">Billing to date for 07/01/2007 to 07/04/2007</span> <span style="float: right;">Jul 05 2007</span>									
Merchant: 123456									
Division: 000000									
ACTIVITY	SETTLEMENT	BILLING	CIMS	OTHER	NET				
DATE	AMOUNT	AMOUNT	AMOUNT	CHARGES	AMOUNT				
07/01/2007	(\$ 412.73)	\$ 0.00	\$ 0.00	\$ 0.00	(\$ 412.73)				
07/02/2007	(\$ 130.52)	\$ 0.00	\$ 0.00	\$ 0.00	(\$ 130.52)				
07/03/2007	(\$ 117.22)	\$ 0.00	\$ 0.00	\$ 0.00	(\$ 117.22)				
07/04/2007	(\$ 120.48)	\$ 0.00	\$ 0.00	\$ 0.00	(\$ 120.48)				
TOTAL	(\$ 780.95)	\$ 0.00	\$ 0.00	\$ 0.00	(\$ 780.95)				
SMGR201E CLIENT CDL01P7 <span style="float: right;">STORED VALUE SYSTEMS</span> <span style="float: right;">Page 1</span> CLIENT (Distr) <span style="float: right;">TOTAL ACH REPORT</span> <span style="float: right;">Job 01697462</span> Thu 04:25:26 <span style="float: right;">Billing to date for 07/01/2007 to 07/04/2007</span> <span style="float: right;">Jul 05 2007</span>									
Merchant: 123456									
Division: 000010									
ACTIVITY	SETTLEMENT	BILLING	CIMS	OTHER	NET				
DATE	AMOUNT	AMOUNT	AMOUNT	CHARGES	AMOUNT				
07/01/2007	\$ 381.26	\$ 0.00	\$ 0.00	\$ 0.00	\$ 381.26				
07/02/2007	\$ 119.67	\$ 0.00	\$ 0.00	\$ 0.00	\$ 119.67				
07/03/2007	\$ 146.80	\$ 0.00	\$ 0.00	\$ 0.00	\$ 146.80				
07/04/2007	\$ 209.55	\$ 0.00	\$ 0.00	\$ 0.00	\$ 209.55				
TOTAL	\$ 857.28	\$ 0.00	\$ 0.00	\$ 0.00	\$ 857.28				
SMGR201E CLIENT CDL01P7 <span style="float: right;">STORED VALUE SYSTEMS</span> <span style="float: right;">Page 1</span> CLIENT (Distr) <span style="float: right;">TOTAL ACH REPORT</span> <span style="float: right;">Job 01697462</span> Thu 04:25:26 <span style="float: right;">Billing to date for 07/01/2007 to 07/04/2007</span> <span style="float: right;">Jul 05 2007</span>									
Merchant: 123456									
Division: 000030									
ACTIVITY	SETTLEMENT	BILLING	CIMS	OTHER	NET				
DATE	AMOUNT	AMOUNT	AMOUNT	CHARGES	AMOUNT				
07/01/2007	\$ 23.04	\$ 0.00	\$ 0.00	\$ 0.00	\$ 23.04				
07/02/2007	\$ 20.00	\$ 0.00	\$ 0.00	\$ 0.00	\$ 20.00				
07/03/2007	\$ 0.00	\$ 0.00	\$ 0.00	\$ 0.00	\$ 0.00				
07/04/2007	\$ 0.00	\$ 0.00	\$ 0.00	\$ 0.00	\$ 0.00				
TOTAL	\$ 43.04	\$ 0.00	\$ 0.00	\$ 0.00	\$ 43.04				

## SMGR201E – Total ACH Report – CSV File

MERCHANT	10	ACTIVITY DATE	SETTLEMENT AMT	BILLING AMT	CIMS AMT	OTHER CHARGES	NET AMT
123456	10	05/01/2007	\$33.72	\$0.00	\$0.00	\$0.00	\$33.72
123456	10	05/02/2007	\$52.01	\$0.00	\$0.00	\$0.00	\$52.01
123456	10	05/03/2007	\$39.61	\$0.00	\$0.00	\$0.00	\$39.61
123456	10	05/04/2007	\$176.54	\$0.00	\$0.00	\$0.00	\$176.54
123456	10	05/05/2007	\$224.75	\$0.00	\$0.00	\$0.00	\$224.75
123456	10	05/06/2007	\$203.68	\$0.00	\$0.00	\$0.00	\$203.68
123456	10	05/07/2007	(\$1.46)	\$0.00	\$0.00	\$0.00	(\$1.46)
123456	10	05/08/2007	\$68.18	\$0.00	\$0.00	\$0.00	\$68.18
123456	10	05/09/2007	\$30.07	\$0.00	\$0.00	\$0.00	\$30.07
123456	10	05/10/2007	\$191.36	\$0.00	\$0.00	\$0.00	\$191.36
123456	10	05/11/2007	\$148.04	\$0.00	\$0.00	\$0.00	\$148.04
123456	10	05/12/2007	\$180.45	\$0.00	\$0.00	\$0.00	\$180.45
123456	10	05/13/2007	\$183.29	\$0.00	\$0.00	\$0.00	\$183.29
123456	10	05/14/2007	\$158.55	\$0.00	\$0.00	\$0.00	\$158.55
123456	10	05/15/2007	\$110.90	\$0.00	\$0.00	\$0.00	\$110.90
123456	10	05/16/2007	\$112.01	\$0.00	\$0.00	\$0.00	\$112.01
123456	10	05/17/2007	\$27.04	\$0.00	\$0.00	\$0.00	\$27.04
123456	10	05/18/2007	\$18.25	\$0.00	\$0.00	\$0.00	\$18.25
123456	10	05/19/2007	\$109.33	\$0.00	\$0.00	\$0.00	\$109.33
123456	10	05/20/2007	\$113.70	\$0.00	\$0.00	\$0.00	\$113.70
123456	10	05/21/2007	\$206.96	\$0.00	\$0.00	\$0.00	\$206.96
123456	10	05/22/2007	\$309.22	\$0.00	\$0.00	\$0.00	\$309.22
123456	10	05/23/2007	\$36.01	\$0.00	\$0.00	\$0.00	\$36.01
123456	10	05/24/2007	\$126.78	\$0.00	\$0.00	\$0.00	\$126.78
123456	10	05/25/2007	\$154.21	\$0.00	\$0.00	\$0.00	\$154.21
123456	10	05/26/2007	\$129.16	\$0.00	\$0.00	\$0.00	\$129.16
123456	10	05/27/2007	(\$5.91)	\$0.00	\$0.00	\$0.00	(\$5.91)
123456	10	05/28/2007	\$178.56	\$0.00	\$0.00	\$0.00	\$178.56
123456	10	05/29/2007	\$41.40	\$0.00	\$0.00	\$0.00	\$41.40
123456	10	05/30/2007	\$44.04	\$0.00	\$0.00	\$0.00	\$44.04
123456	10	05/31/2007	\$110.92	\$0.00	\$0.00	\$0.00	\$110.92

Questions??

THANK  
YOU